



# MAGIC TREE HOUSE HOME ADVENTURES!




Read & Explore: **ANIMALS**

Have more fun with Jack and Annie  
off the page **ALL WEEK!**

**This activity packet contains  
animal-themed:**

- ARTS, CRAFTS, AND ACTIVITIES
- RECIPES
- TRIVIA FUN
- GAMES

Read and explore these animal  
adventures this week with  
Jack and Annie!



©2020 Mary Pope Osborne. Magic Tree House is a registered trademark of Mary Pope Osborne; used under license. Illustrations © 2020 by Sai Murdocca.

MAGIC TREE HOUSE





MAGIC TREE HOUSE

HOME

ADVENTURES!

Read & Explore: ANIMALS

# WEEKLY CALENDAR

## Map Out Your Weekly Adventures from Home!



Use this calendar to track all of your animal adventures this week with Jack and Annie!

WEEKLY PLANNER

MONDAY

TUESDAY



WEDNESDAY

THURSDAY

FRIDAY







SATURDAY

SUNDAY



Read and explore these animal adventures with Jack and Annie!



© 2020 Mary Pope Osborne. Magic Tree House is a registered trademark of Mary Pope Osborne; used under license. Illustrations © 2020 by Sal Murdocca.



# WRITING ACTIVITY

## Write Your OWN Animal Adventure!

**Directions:** Jack and Annie have had so many fun adventures with animal friends. Imagine the magic tree house has whisked you away on a brand-new adventure. Which animal sidekick would you bring along? Where in the world would you explore with Jack and Annie? What period of history would you find yourself in? What happens next? Finish the story below or on your own paper, and go on a Magic Tree House adventure of your very own!

---

---

---

---

---

---

---

---

---

---

---

---

---

---

---

---

---

---

---


---

---

---

---

---





# CRAFT ACTIVITY

## The More You Read, the Bigger Your Tree Will Grow

Track your reading progress as you go on adventures with Jack and Annie.

Read any the animal books below and build your tree!

Ask your parent's permission before using scissors!

### WHAT YOU'LL NEED:

- Green construction paper (or plain white paper)
- Brown construction paper (or plain white paper)
- Scissors
- Glue
- Colored Pens, Markers, or Crayons
- Tape

### STEP 1:

With your brown construction paper and drawing utensils, draw a tree trunk and tree branches for your leaves to sprout from. If you don't have construction paper, just use plain white paper that you can color in. With your parent's help, cut out these items and tape them to a window, wall, or other hard surface, like your bedroom door.

### STEP 2:

Decide what your reading goal will be this week, and write that on one of your tree branches. Most important, start reading!

### STEP 3:

Once you've completed your first reading goal, make a leaf out of green paper (or white paper colored green). Write the name of the book that you're reading and the chapter(s) that

you've just completed on your newly created leaf. Tape the leaf to your tree trunk—your tree is now taking shape!

Add a new leaf every time you complete a reading goal. The more books you read, the more your tree will grow! Before you know it, you will have a fully formed tree that Jack and Annie would be proud to have their tree house in!



Read and explore these animal adventures this week with Jack and Annie!





MAGIC TREE HOUSE

HOME ADVENTURES!

Read & Explore: ANIMALS

# CRAFT ACTIVITY

## Popsicle Stick Dinosaur

Create your own "pet" dinosaur with this craft idea!

Ask your parent's permission before using scissors!

### WHAT YOU'LL NEED:

- Popsicle sticks
- Green paint
- Glue
- Card stock or heavy paper
- Scissors
- Colored pens, pencils, markers or crayons



### STEP 1:

Paint three popsicle sticks green and let them dry. Once they are dry, glue them into a triangle.

### STEP 2:

Create a body for your dinosaur. With your paper, have your parents help you cut these shapes:


- A large triangle for the body
- A long oval for the tail
- A few small, triangular spikes for the back
- Rectangles for the legs
- An L-shape for the head

### STEP 3:


Glue the large triangle representing the body onto the back of the popsicle sticks. Then glue the head, tail, legs, and spikes onto the dinosaur and let the glue dry.

### STEP 3:

Once dry, use drawing utensils of your choosing to draw a face and a design on your dinosaur. Now you've made a dinosaur that is one for the (prehistoric) ages!



Join Jack & Annie's on their very first adventure to learn more about dinosaurs!



Activity for *Dinosaurs Before Dark* and *Dinosaurs* by Mary Pope Osborne and Will Osborne

© 2020 Mary Pope Osborne. Magic Tree House is a registered trademark of Mary Pope Osborne; used under license. Illustrations © 2020 by Sal Murdocca.



# CRAFT ACTIVITY

## Make Your Own Cotton Ball Polar Bear!

A polar bear has translucent, fluffy fur that helps keep it warm in the icy Arctic. With this craft activity, you can create your own furry polar bear!

### WHAT YOU'LL NEED:

- Cotton balls
- Glue
- Drawing utensils
- Paper

### STEP 1:

On a piece of paper, draw an outline of a polar bear the way you imagined it in Jack and Annie's adventure in *Polar Bears Past Bedtime*, or you can use the one on this activity sheet for reference!

### STEP 2:

Bring your drawing to life, using cotton balls to create fluffy fur! With glue, affix the cotton balls inside the outline of the polar bear. Keep gluing the cotton balls until the polar bear is completely filled in.

Now you have a fluffy friend!



Learn more about arctic animals with Jack & Annie!



Activity for *Polar Bears Past Bedtime* and *Polar Bears and the Arctic* by Mary Pope Osborne and Natalie Pope Boyce

[MagicTreeHouse.com/go](http://MagicTreeHouse.com/go)

© 2020 Mary Pope Osborne. Magic Tree House is a registered trademark of Mary Pope Osborne; used under license. Illustrations © 2020 by Sal Murdocca. Craft photo licensed from Shutterstock, Inc.



Ask your parent's permission before using scissors!

## Animal Masks

Create your very own animal mask!

Draw the face of your favorite animal on one side of the paper plate and color it in. With your parent's help, use scissors to cut out the eyes. Once completed, glue a Popsicle stick to the other side of the paper plate to use as a handle.

### WHAT YOU'LL NEED:

- Paper plates
- Popsicle sticks
- Crayons, colored pencils, or markers
- Glue
- Scissors



## Animal Puppets

Make animal puppets using the instructions below.

Draw your favorite animal on a paper bag, making sure to color on the side that has the folded flap. Once you're done, insert your hand into the paper bag and put on a fun puppet show for your family!

### WHAT YOU'LL NEED:

- Paper bags
- Crayons, colored pencils, or markers



# MORE ANIMAL ARTS & CRAFT FUN!

MAGIC TREE HOUSE  
**HOME ADVENTURES!**  
Read & Explore: **ANIMALS**

## Shark Jaws

Make your own shark jaws using the instructions below.

Ask your parent's permission before using scissors!

### STEP 1:

Flip the paper plate over so the bottom side is facing up. Then fold it in half and position the plate so that the fold is closest to you. With a pencil, starting from the fold, draw a large semicircle.

### STEP 2:

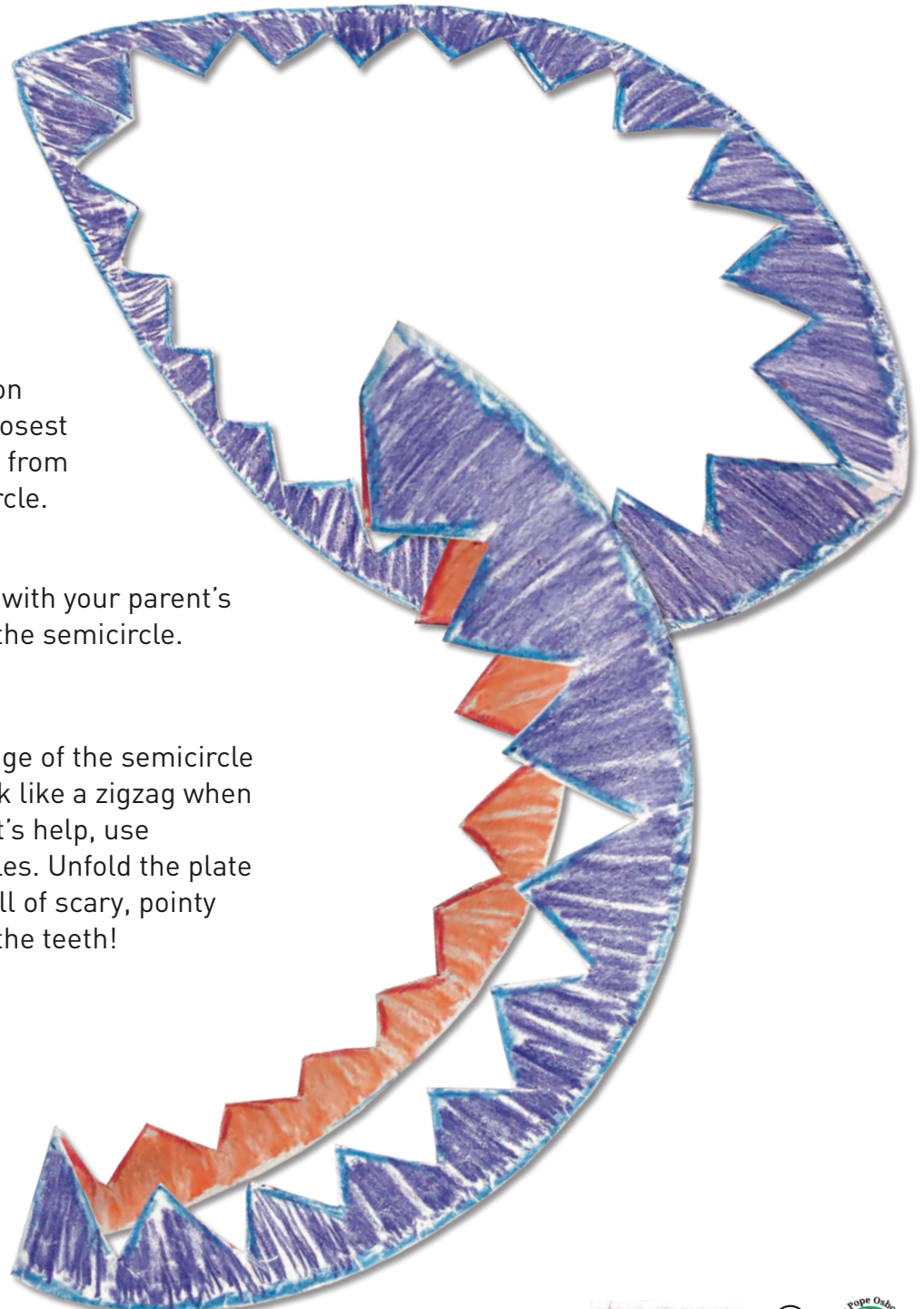
Keeping the plate folded and with your parent's help, use scissors to cut out the semicircle.

### STEP 3:

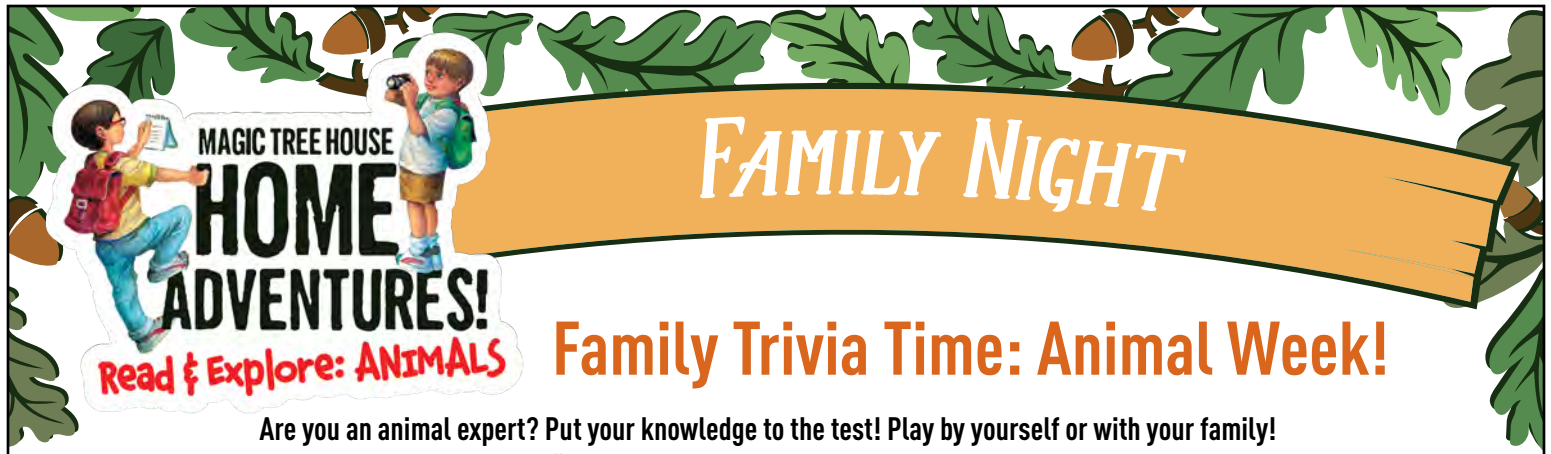
Draw triangles around the edge of the semicircle you just cut out. It should look like a zigzag when you're done. With your parent's help, use scissors to cut out the triangles. Unfold the plate and behold your shark jaw full of scary, pointy teeth! For extra fun, color in the teeth!

### WHAT YOU'LL NEED:

- Paper plates
- Scissors
- Pencil
- Crayons







# FAMILY NIGHT

## Family Trivia Time: Animal Week!

Are you an animal expert? Put your knowledge to the test! Play by yourself or with your family!

If you're playing with your family, have someone "host" the trivia night. They can read the questions, you can write down your answers on your own paper, and the host will let you know the correct answers! Each question can count as a point. The person with the most points wins!

**QUESTION 1:**

A group of lions is called a \_\_\_\_\_.

A. Pride  
B. Flock  
C. Herd  
D. Colony

**QUESTION 2:**

How many legs does a spider have?

A. Six  
B. Eight  
C. Two  
D. Fourteen

**QUESTION 3:**

What is the largest animal in the world?

A. Elephant  
B. Giraffe  
C. Squirrel  
D. Blue whale

**QUESTION 4:**

What is the fastest animal in the world?

A. Dog  
B. Blue bird  
C. Cheetah  
D. Turtle

**QUESTION 5:**

What is the slowest animal in the world?

A. Sloth  
B. Gorilla  
C. Mouse  
D. Cat

**QUESTION 6:**

True or False: An ostrich can fly.

A. True  
B. False

**QUESTION 7:**

How many legs does an octopus have?

A. Twelve  
B. Four  
C. Eight  
D. Six

**QUESTION 8:**

What food do pandas eat?

A. Berries  
B. Cheeseburgers  
C. Bamboo  
D. Fish

**QUESTION 9:**

Which animal never sleeps?

A. A bullfrog  
B. A horse  
C. An octopus  
D. A rat

**QUESTION 10:**

What is a baby kangaroo called?

A. A chick  
B. A foal  
C. A joey  
D. A calf

**QUESTION 11:**

True or False: A cow has four stomachs.

A. True  
B. False

**QUESTION 12:**

What is the tallest animal in the world?

A. A goat  
B. A giraffe  
C. A mouse  
D. An elephant

**QUESTION 13:**

Bees are found on every continent except for one. Which is it?

A. North America  
B. South America  
C. Africa  
D. Antarctica

**QUESTION 14:**

Which of the following animals is not nocturnal?

A. Sheep  
B. Skunk  
C. Leopard  
D. Tiger

**QUESTION 15:**

How many arms do most starfish have?

A. Three  
B. Twenty  
C. Five  
D. Eight

**QUESTION 16:**

What do you call a female deer?

A. A buck  
B. A doe  
C. A mare  
D. A sow

**QUESTION 17:**

Which African animal is referred to as a "river horse"?

A. A hippopotamus  
B. A crocodile  
C. A gazelle  
D. A water buffalo

**QUESTION 18:**

Which bear appears white but actually has transparent fur?

A. A grizzly bear  
B. A panda bear  
C. A sun bear  
D. A polar bear

**QUESTION 19:**

What type of leaves does a koala eat?

A. Bay leaves  
B. Eucalyptus leaves  
C. Maple leaves  
D. Grape leaves

**QUESTION 20:**



On a common lady bug, what color are the spots?

A. Gold  
B. White  
C. Black  
D. Red

**ANSWERS**

1. A, 2. B, 3. D, 4. C, 5. A, 6. B, 7. C, 8. C, 9. A, 10. C, 11. A, 12. B, 13. D, 14. A, 15. C, 16. B, 17. A, 18. D, 19. B, 20. C.

Read and explore these animal adventures this week with Jack and Annie!



© 2020 Mary Pope Osborne. Magic Tree House is a registered trademark of Mary Pope Osborne; used under license. Illustrations © 2020 by Sal Murdocca.





# COOKING ACTIVITY

## Banana Sushi Recipe

From Jack and Annie's magic tree house to your house!

Sushi is normally made with raw fish. Not a fan? We've got a fix!



When working in the kitchen with sharp objects and hot appliances, make sure you have adult supervision and help!

### WHAT YOU'LL NEED:

1 Banana  
1 Tortilla  
Peanut Butter

### STEP 1:

Placing the tortilla on a flat surface, coat it with a thin layer of peanut butter.

### STEP 2:

Peel a banana and place it on the tortilla. Wrap the tortilla tightly around it.

### STEP 3:

Spread a small amount of peanut butter along the inside edge of the tortilla to keep it closed.

### STEP 4:

Slice the tortilla into one inch sections, and enjoy!



# COOKING ACTIVITY

## Pigs in a Blanket Recipe

From Jack and Annie's magic tree house to your house!

Oink, oink!  
These never get old!



### WHAT YOU'LL NEED:

1 Tube of Crescent Rolls  
8 Hot Dogs  
Salt and Pepper

### STEP 1:

Preheat oven to 375 degrees.

### STEP 2:

Line a baking sheet with parchment paper.

### STEP 3:

Roll out the crescent rolls into a sheet and tear where perforated. Cut each triangle into three smaller triangles.

### STEP 4:

Separately, cut your hot dogs into threes.

When working in the kitchen with sharp objects and hot appliances, make sure you have adult supervision and help!

### STEP 5:

Wrap a strip of the dough around each hot dog piece, leaving a little space at the edges. Place on cooking sheet.

### STEP 6:

Sprinkle the tops with salt and pepper.

### STEP 7:

Place into oven and bake for 10–12 minutes or until golden brown.

### STEP 8:

Enjoy!



# OCEAN CHALLENGE

There are five oceans in the world.

Can you name them all? Print out this activity to unscramble the letters below. Then circle the ocean nearest to where polar bears live.

ACIPCIF \_\_\_\_\_

LNTATCIA \_\_\_\_\_

NNDAII \_\_\_\_\_

CARCTI \_\_\_\_\_

HTNSEOUR \_\_\_\_\_

© 2020 Mary Pope Osborne. Magic Tree House is a registered trademark of Mary Pope Osborne; used under license. Illustrations © 2020 by Sal Murdocca.



**ANSWER**

Polar bears live near the Arctic Ocean.

Activity for  
*Polar Bears Past Bedtime* and  
*Polar Bears and the Arctic*  
 by Mary Pope Osborne and  
 Natalie Pope Boyce





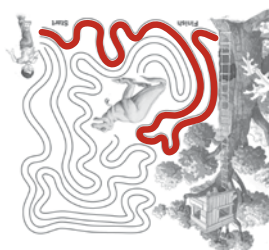
# DINOSAUR MAZE

Help Jack get back to the tree house without running into the Tyrannosaurus rex.

Print out this activity to solve the puzzle.



ANSWER







Activity for *Dinosaurs Before Dark* and *Dinosaurs* by Mary Pope Osborne and Will Osborne




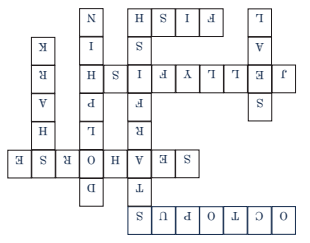
# DOLPHIN CROSSWORD

Dolphins are just one of countless creatures of the sea.

Can you fill the puzzle with the names of all the animals pictured below? Print out this sheet to test your vocabulary skills!



### ANSWER



Activity for *Dolphins at Daybreak* and *Dolphins and Sharks* by Mary Pope Osborne and Natalie Pope Boyce

© 2020 Mary Pope Osborne. Magic Tree House is a registered trademark of Mary Pope Osborne; used under license. Illustrations © 2020 by Sal Murdocca.



MAGIC TREE HOUSE

# HOME ADVENTURES!

Read & Explore: **ANIMALS**



## ANIMAL SCAVENGER HUNT:

Help Jack and Annie Find These Things!



Jack and Annie are searching for a few things before they head out on their next adventure. Can you help them by finding these items in your house and in your backyard?

### Animal Adventure Checklist

- |   |  |
|---|--|
| <input type="checkbox"/> A bright-colored flower                  | <input type="checkbox"/> A book about an animal      |
| <input type="checkbox"/> A tall tree                              | <input type="checkbox"/> A furry or feathered animal |
| <input type="checkbox"/> A stuffed animal                         | <input type="checkbox"/> A loud or quiet animal      |
| <input type="checkbox"/> A ball or other toy an animal would like | <input type="checkbox"/> A butterfly                 |



Do you want to keep your scavenger hunt going? Use items from one of these Fact Trackers to create another list!



Now that you've gone on your scavenger hunt, write your own adventure story about it.  
Did anybody help you? Was it hard to find some of these things or was it easy?  
Did you find other cool things in your search? Write your answers down here to create a  
Magic Tree House adventure of your very own!

---

---

---

---

---

---

---

---

---

---

---

---

---

---

---

---

---

---

---

---

---


---

---

---

---

---







# MAGIC TREE HOUSE SERIES

Read These Magic Tree House Adventures in Any Order You Choose!

## MAGIC TREE HOUSE

- #1 *Dinosaurs Before Dark*
- #2 *The Knight at Dawn*
- #3 *Mummies in the Morning*
- #4 *Pirates Past Noon*
- #5 *Night of the Ninjas*
- #6 *Afternoon on the Amazon*
- #7 *Sunset of the Sabertooth*
- #8 *Midnight on the Moon*
- #9 *Dolphins at Daybreak*
- #10 *Ghost Town at Sundown*
- #11 *Lions at Lunchtime*
- #12 *Polar Bears Past Bedtime*
- #13 *Vacation Under the Volcano*
- #14 *Day of the Dragon King*
- #15 *Viking Ships at Sunrise*
- #16 *Hour of the Olympics*
- #17 *Tonight on the Titanic*
- #18 *Buffalo Before Breakfast*
- #19 *Tigers at Twilight*
- #20 *Dingoes at Dinnertime*
- #21 *Civil War on Sunday*
- #22 *Revolutionary War on Wednesday*
- #23 *Twister on Tuesday*
- #24 *Earthquake in the Early Morning*
- #25 *Stage Fight on a Summer Night*
- #26 *Good Morning, Gorillas*
- #27 *Thanksgiving on Thursday*
- #28 *High Tide in Hawaii*
- #29 *A Big Day for Baseball*
- #30 *Hurricane Heroes in Texas*
- #31 *Warriors in Winter*
- #32 *To the Future, Ben Franklin!*
- #33 *Narwhal on a Sunny Night*
- #34 *Late Lunch with Llamas*

## FACT TRACKER

- Dinosaurs*
- Knights and Castles*
- Mummies and Pyramids*
- Pirates*
- Ninjas and Samurai*
- Rain Forests*
- Sabertooths and the Ice Age*
- Space*
- Dolphins and Sharks*
- Polar Bears and the Arctic*
- Ancient Rome and Pompeii*
- China: Land of the Emperor's Great Wall*
- Vikings*
- Ancient Greece and the Olympics*
- Titanic*
- American Revolution*
- Twisters and Other Terrible Storms*
- Pilgrims*
- Tsunamis and Other Natural Disasters*
- Baseball*
- Texas*
- Warriors*
- Benjamin Franklin*
- Narwhals and Other Whales*
- Llamas and the Andes*



VISIT [MAGICTREEHOUSE.COM](http://MAGICTREEHOUSE.COM) TO JOIN THE **KIDS' ADVENTURE CLUB**

© 2020 Mary Pope Osborne. Magic Tree House is a registered trademark of Mary Pope Osborne; used under license. Illustrations © 2020 by Sal Murdocca.



MAGIC TREE HOUSE

**HOME ADVENTURES!**

Read & Explore: **ANIMALS**

# MAGIC TREE HOUSE SERIES

Read These Magic Tree House Adventures in Any Order You Choose!

## MERLIN MISSIONS

- #1 *Christmas in Camelot*
- #2 *Haunted Castle on Hollow's Eve*
- #3 *Summer of the Sea Serpent*
- #4 *Winter of the Ice Wizard*
- #5 *Carnival at Candlelight*
- #6 *Season of the Sandstorms*
- #7 *Night of the New Magicians*
- #8 *Blizzard of the Blue Moon*
- #9 *Dragon of the Red Dawn*
- #10 *Monday with a Mad Genius*
- #11 *Dark Day in the Deep Sea*
- #12 *Eve of the Emperor Penguin*
- #13 *Moonlight on the Magic Flute*
- #14 *A Good Night for Ghosts*
- #15 *Leprechaun in Late Winter*
- #16 *A Ghost Tale for Christmas Time*
- #17 *A Crazy Day with Cobras*
- #18 *Dogs in the Dead of Night*
- #19 *Abe Lincoln at Last!*
- #20 *A Perfect Time for Pandas*
- #21 *Stallion by Starlight*
- #22 *Hurry Up, Houdini!*
- #23 *High Time for Heroes!*
- #24 *Soccer on Sunday*
- #25 *Shadow of the Shark*
- #26 *Balto of the Blue Dawn*
- #27 *Night of the Ninth Dragon*

## FACT TRACKER

- Leonardo da Vinci*
- Sea Monsters*
- Penguins and Antarctica*
- Ghosts*
- Leprechauns and Irish Folklore*
- Rags and Riches: Kids in the Time of Charles Dickens*
- Snakes and Other Reptiles*
- Dog Heroes*
- Abraham Lincoln*
- Pandas and Other Endangered Species*
- Horse Heroes*
- Heroes for All Times*
- Soccer*
- Sharks and Other Predators*
- Dogsledding and Extreme Sports*
- Dragons and Mythical Creatures*



VISIT **MAGICTREEHOUSE.COM** TO JOIN THE **KIDS' ADVENTURE CLUB**

Go on more adventures with Jack and Annie in any order you choose!



© 2020 Mary Pope Osborne. Magic Tree House is a registered trademark of Mary Pope Osborne; used under license. Illustrations © 2020 by Sal Murdocca.

[MagicTreeHouse.com/go](http://MagicTreeHouse.com/go)

MAGIC TREE HOUSE MUSIC THEATRE INTERNATIONAL BROADWAY JUNIOR Listening Library